

DIRECTION to GIPSA-lab

ROADMAP

**The laboratory is located in the building of the ENSE3 Grenoble Institute of Technology
This university is located in the Grenoble Campus (town of Saint Martin d'Hères).**

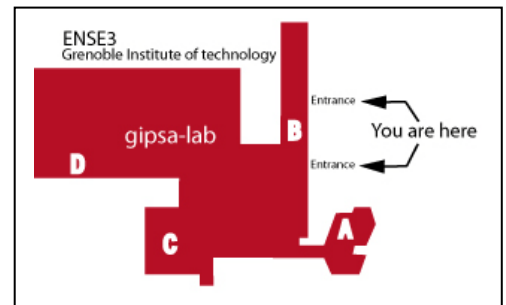
Building B 3th floor : direction of GIPSA-lab
 Building B 3th floor : Speech and Cognition Department
 Building B 2nd floor : Control Systems Department
 Building D 1st floor : Images-Signal Department

BY CAR

Coming from Chambéry (highway A41)

Bypass Exit N°1 - Domaine universitaire

- 1- At the roundabout, turn right and stay on the right lane
- 2- At the roundabout, go straight (av. de Vignate)
- 3- At the roundabout, turn right (rue de la Piscine)
- 4- At the end of this street, turn left (av. de la Chimie)
- 5- Go straight on the av. de la Chimie until the end
- 6- At the crossroad, enter the car park opposite
- 7- You have 2 doors to enter the building
- 8- Access to upper floors via the central staircase

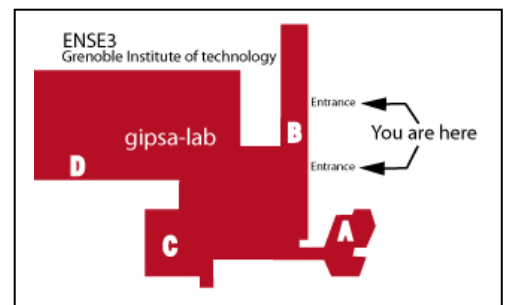


Coming from Lyon (highway A48) or from Sisteron (highway A480)

Direction of Chambéry/Rocade Sud

EXIT N°1 - Domaine universitaire

- 1- At the roundabout (of the exit), go around to go left (pass under the bypass)
- 2- At the roundabout, go straight (av. de Vignate)
- 3- At the roundabout, turn right (rue de la Piscine)
- 4- At the end of this street, turn left (av. de la Chimie)
- 5- Go straight on the av. de la Chimie until the end
- 6- At the crossroad, enter the car park opposite
- 7- You have 2 doors to enter the building
- 8- Access upper floors via the central staircase



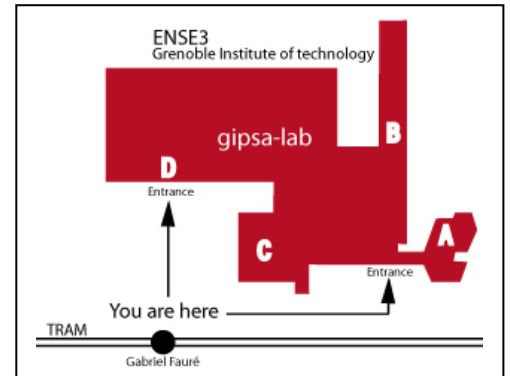
BY TRAM

Coming from the train station of Grenoble or the city center

Take Tram B

Direction Gières/Plaine des sports/Universités

- 1- Get off at the stop Gabriel Fauré
- 2- Cross the Tram tracks
- 3- If you go to the Images-Signal Department (building D) : take the pedestrian walkway in front of the Tram stop, enter through the door at the end of this way and go up to the first floor.
- 4- If you go to another Department or the direction of Gipsa-lab, after crossing the Tram tracks, continue right along the tracks to the main entrance of building A and go up to the floors.

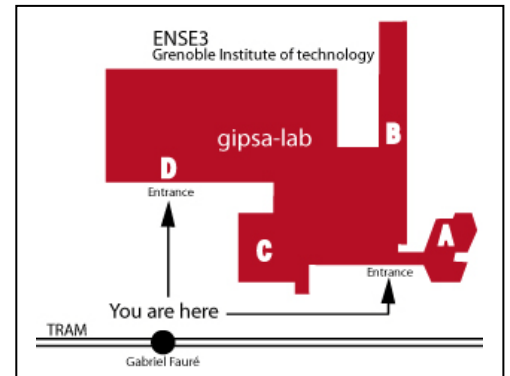


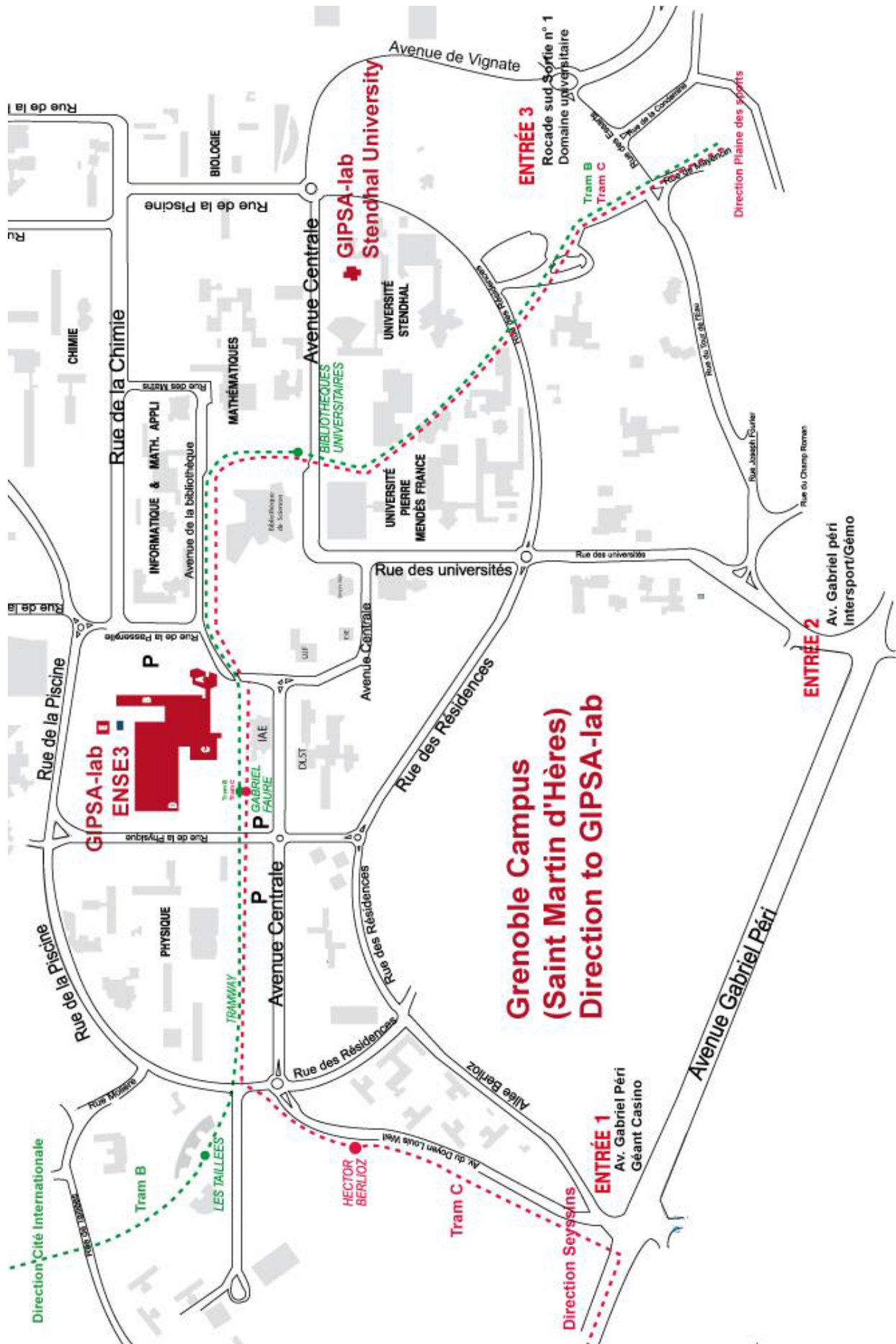
Coming from the train station of Gières

Take Tram B or C

Direction Cité internationale or Seyssins le Prisme

- 1- Get off at the stop Gabriel Fauré
- 2- If you go to the Images-Signal Department (building D) : take the pedestrian walkway in front of the Tram stop, enter through the door at the end of this way and go up to the first floor.
- 3- If you go to another Department or the direction of Gipsa-lab, go backwards parallele with the Tram tracks to the main entrance of building A (on you left) and go up to the floors.





Gipsa-lab 961, rue de la Houille Blanche Grenoble Campus 38400 Saint Martin d'Hères
 Tel : 04 76 82 62 56 (executive secretary)

May 2010